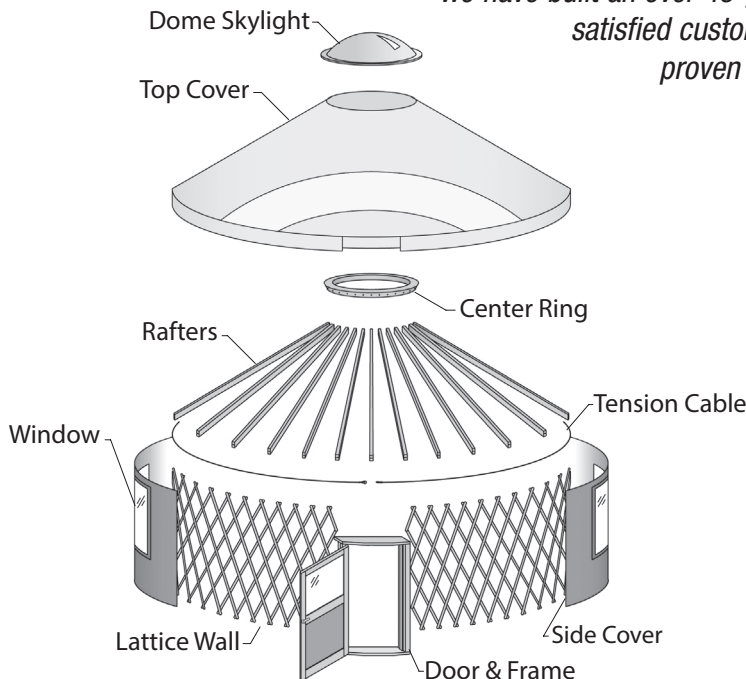




Visit us at www.yurts.com
Design and price your yurt with **Yurt Builder 3D™**

Pricing and Order Booklet

From tropical getaways to Alpine retreats, Pacific Yurts sets the highest standard for successfully adapting a legendary shelter into a modern, flexible, environmentally friendly living structure. Simply put, **no one knows yurts like Pacific Yurts**. As the original designer and manufacturer of the modern yurt, we have built an over 45-year track record of success and innovation. Our thousands of satisfied customers on nearly every continent are testament to our expertise, proven product performance and commitment to outstanding service.



STANDARD FEATURES - ALL MODELS

LATTICE WALL: Expandable, clear, kiln dried, Douglas fir lath. Finished with a wood penetrating oil: assembled with aluminum rivets. Finished height is approx. 7'.

RAFTERS: High quality, structural grade Douglas fir, sanded and finished with a wood penetrating oil: includes hardened steel pins which fit into holes in center ring.

CENTER RING: Beautiful laminated Douglas fir compression ring finished with a wood penetrating oil: through-bolted for additional strength.

DOOR & FRAME: Beautiful solid wood door with window and inset wood panel, comes pre-hung and includes weather stripping. Solid brass hinges with bronze finish and quality lockset with lifetime warranty.

DOME: Durable, low maintenance, clear acrylic dome. Optional opener available for extra ventilation.

TENSION CABLE: 1/4" aircraft quality galvanized steel, 7,000 lb. breaking strength for 20', 24' and 30' yurts; 3/16" with 4,200 lb. breaking strength for 12', 14' and 16' yurts.

WINDOWS: Two large fabric windows (54"x45"). Clear vinyl, framed in 2" marine grade velcro. Windows open from outside. Includes zippered weather flaps and sewn-in screens.

TOP COVER: This flame retardant vinyl/polyester fabric provides excellent durability, low maintenance and protection from the elements and includes a 10 year warranty. Overhead seams are electronically bonded together instead of being machine sewn and are impervious to moisture. Our optional premium top cover includes a 15 year warranty. Rain diverter included over every door.

SIDE COVER: Side cover is an acrylic coated 100% polyester fabric that provides exceptional strength, durability and low maintenance; easy clip-on design.

DETAILED INSTRUCTIONS for setting up. Suggested platform construction plans included.

SIZES AVAILABLE

Size (Diameter)	Sq. Ft.	Height At Center	Approx. Base Shipping Weight	Base Price
12'	115	9'	850 lb	\$9,145
14'	155	9'9"	900 lb	\$10,380
16'	200	10'3"	1,000 lb	\$11,875
20'	314	11'	1,350 lb	\$14,565
24'	452	12'6"	1,700 lb	\$16,500
30'	706	14'2"	2,300 lb	\$20,420

*Platform/Floor not included.

OPTIONS See order form on next page

TERMS

- 50% MINIMUM DEPOSIT required with your order; balance upon notification that your yurt is ready for shipment.
- VISA/MASTERCARD/DISCOVER/AMEX/WIRE TRANSFER accepted.
- 20% restock charge on canceled invoice total.
- All prices are subject to change without notice.
- Sales Tax applies where required by law.

Pacific Yurts • 77456 Hwy. 99 • Cottage Grove, OR 97424
541.942.9435 • 1.800.944.0240 • info@yurts.com • www.yurts.com

Patented
All rights reserved

PACIFIC YURTS ORDER FORM

Name & Address _____ Ship To _____

Phone & E-mail _____ Phone _____

YURT DIAMETER	<input type="checkbox"/> 12' - \$9,145 <input type="checkbox"/> 14' - \$10,380 <input type="checkbox"/> 16' - \$11,875 <input type="checkbox"/> 20' - \$14,565 <input type="checkbox"/> 24' - \$16,500 <input type="checkbox"/> 30' - \$20,420	
SIDE COVER	Color <input type="checkbox"/> Dark Linen <input type="checkbox"/> Forest Green <input type="checkbox"/> Terra Cotta <input type="checkbox"/> Olive <input type="checkbox"/> Other _____	
WINDOWS – includes two Fabric Windows at no charge Additional crating fee for Glass Windows (see below)	Additional Fabric Windows _____ x \$200 Each UV Web Frames _____ x \$50 Each Window Awning Frame _____ x \$250 Each <i>Not available on 12' & 14' models</i> Glass Window System _____ <input type="checkbox"/> Std. - x \$1,550 Each <input type="checkbox"/> XL - x \$1,750 Each (<i>Not available on 12' & 14' models</i>) Exterior Trim Color <input type="checkbox"/> Tan <input type="checkbox"/> White <input type="checkbox"/> Bronze	
TOP COVER – includes a Rain Diverter over every door	Top Cover <input type="checkbox"/> Putty <input type="checkbox"/> Olive Choose Valance Color <input type="checkbox"/> Putty <input type="checkbox"/> Olive <input type="checkbox"/> Emerald <input type="checkbox"/> Terra Cotta <input type="checkbox"/> Dusky Blue <input type="checkbox"/> Timber <input type="checkbox"/> English Brown Premium Top Cover <input type="checkbox"/> Tan <input type="checkbox"/> White <input type="checkbox"/> Gray <input type="checkbox"/> Dark Gray <input type="checkbox"/> 12' - \$425 <input type="checkbox"/> 14' - \$445 <input type="checkbox"/> 16' - \$510 <input type="checkbox"/> 20' - \$685 <input type="checkbox"/> 24' - \$765 <input type="checkbox"/> 30' - \$1,085 Door Awning \$245 Each <input type="checkbox"/> 6 o'clock <input type="checkbox"/> 3 o'clock <input type="checkbox"/> 9 o'clock <input type="checkbox"/> 12 o'clock	
INSULATION PACKAGE	<input type="checkbox"/> 12' - \$1,300 <input type="checkbox"/> 14' - \$1,460 <input type="checkbox"/> 16' - \$1,650 <input type="checkbox"/> 20' - \$2,125 <input type="checkbox"/> 24' - \$2,760 <input type="checkbox"/> 30' - \$3,700	
INSULATED WINDOW COVERS	_____ x \$50 Each	
DOOR <input type="checkbox"/> Inward Opening <input type="checkbox"/> Outward Opening Handle on: <input type="checkbox"/> Left <input type="checkbox"/> Right (from Exterior)	<input type="checkbox"/> Window <input type="checkbox"/> Panel <input type="checkbox"/> Double Window <input type="checkbox"/> French - \$600 <input type="checkbox"/> Fiberglass <input type="checkbox"/> French Fiberglass - \$800 Additional Door & Frame <input type="checkbox"/> 3 o'clock <input type="checkbox"/> 9 o'clock <input type="checkbox"/> 12 o'clock <input type="checkbox"/> Window - \$1,550 <input type="checkbox"/> Panel - \$1,550 <input type="checkbox"/> Double Window - \$1,550 <input type="checkbox"/> French - \$2,150 <input type="checkbox"/> Fiberglass - \$1,550 <input type="checkbox"/> French Fiberglass - \$2,350 Screen Door <input type="checkbox"/> Std. - \$390 <input type="checkbox"/> French - \$485 Upgrade hardware _____ x \$95 Each Deadbolt <input type="checkbox"/> With Locking Lever or <input type="checkbox"/> With Passage Lever - \$95 <input type="checkbox"/> Keypad Deadbolt - \$140	
SNOW & WIND OPTIONS (Recommended on 24' & 30' models)	Snow & Wind Kit - Standard Hardware <input type="checkbox"/> 12' or 14' - \$600 <input type="checkbox"/> 16' - \$725 <input type="checkbox"/> 20' - \$985 <input type="checkbox"/> 24' - \$1,150 <input type="checkbox"/> 30' - \$1,375 Snow & Wind Kit - Stainless Steel Hardware <i>Not available with 2x6 Upgrade</i> <input type="checkbox"/> 12' or 14' - \$675 <input type="checkbox"/> 16' - \$885 <input type="checkbox"/> 20' - \$1,200 <input type="checkbox"/> 24' - \$1,395 <input type="checkbox"/> 30' - \$1,675 Perimeter Blocking (2x4 blocking between studs) Available only with Snow & Wind Kit <input type="checkbox"/> 12' - \$90 <input type="checkbox"/> 14' - \$105 <input type="checkbox"/> 16' - \$120 <input type="checkbox"/> 20' - \$170 <input type="checkbox"/> 24' - \$190 <input type="checkbox"/> 30' - \$205	
Available only with the Snow & Wind Kit.	2x6 Rafter/Ring/Hardware Upgrade <i>Available only on the 20', 24' and 30'</i> <input type="checkbox"/> 20' - \$845 <input type="checkbox"/> 24' - \$1,265 <input type="checkbox"/> 30' - \$1,710 <input type="checkbox"/> Central Column - \$2,965	
DOME OPTIONS	Tinted Dome <input type="checkbox"/> \$200 Dome Opener <input type="checkbox"/> \$185 Power Dome Opener <input type="checkbox"/> \$285 Center Ring Insert <input type="checkbox"/> Bug Screen or <input type="checkbox"/> Shade Screen - \$150 Dome Screen <input type="checkbox"/> Bug Screen or <input type="checkbox"/> Shade Screen - \$75 Fan Support <input type="checkbox"/> \$65 <i>Not recommended with Center Ring Insert</i>	
STOVE FLASHING	<input type="checkbox"/> \$70 - Std. 8" opening <input type="checkbox"/> Other size _____	
PACKING & CRATING <i>Freight charges are not included</i>	Yurt Crating <input type="checkbox"/> US - \$700 <input type="checkbox"/> International - \$800 Glass Window System 1-8 Windows <input type="checkbox"/> US - \$250 <input type="checkbox"/> International - \$300	
TOTAL Sales Tax applies where required by law.		
50% DEPOSIT =		

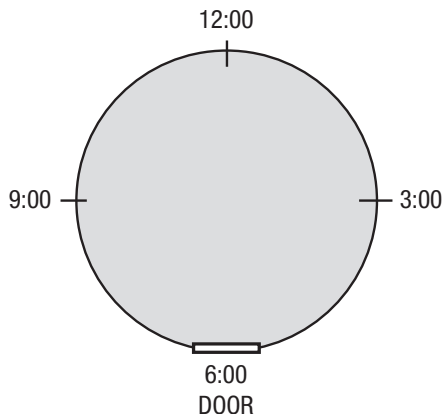
PACIFIC YURT OPTIONS

WINDOW AND DOOR PLACEMENT


The diagram below (using a clock face) represents a door at 6:00. You can choose your own placement or choose from the following placements.

Restrictions on placement: Windows must be placed 18" minimum from doors and 15" minimum from windows. Doors must be placed at quarter hour locations only.

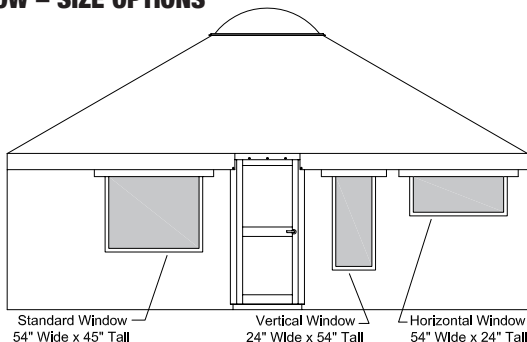
- ☐ 2 window placement: 8:00 and 4:00
- ☐ 3 window placement: 8:00 and 12:00 and 4:00
- ☐ 4 window placement: 7:30, 10:30, 1:30 and 4:30
- ☐ 5 window placement: 8:00, 10:00, 12:00, 2:00 and 4:00
- ☐ _____ total windows: Evenly spaced



DOOR HANDLE PLACEMENT



FABRIC WINDOW – SIZE OPTIONS



OPTION DESCRIPTION

Additional Fabric Windows

Windows can be added to provide additional light and ventilation. They are made of clear vinyl, framed in 2" marine grade velcro and include zippered weather flaps and sewn-in screens. Windows open from outside.

Window Awning Frame

Frame consists of an anodized aluminum framework to support the window flap. This creates an overhang allowing the windows to be left open for ventilation.

Glass Window System

Energy efficient glass window with fabric flange and curved wood frame, opens from inside. Available in two sizes – Std. (48" wide x 39" tall) or XL (48" wide x 60" tall). Includes trim kit. Not available on 12' and 14' models. Requires additional packing and crating charge.

Premium Top Cover

Made of the highest quality roofing material, with a 15 year material manufacturer's warranty, this top is available in tan, white, gray or dark gray. Not for use with the solar arc.

Door Awning

This 5' x 6' piece of roofing fabric is welded over the door and has grommets installed along the three outer edges. When supported by a wood frame (not included), it provides a covered porch. Additional sizes are available.

Insulation

Our seven layer reflective insulation is covered with an attractive fabric liner facing. Custom designed to match your window and door placement. It works by reflecting radiant heat in both directions, keeping the yurt warmer in the winter and cooler in the summer.

Insulated Window Covers

These covers are made of reflective insulation with a fabric liner facing to match the interior insulation. These covers will insulate your windows during the coldest times of the year and are easy to install and remove.

continued on back page

ABOUT SHIPPING

List prices are FOB - Cottage Grove, Oregon. The National Motor Freight Classification for Yurts is: KD Houses or Buildings NOI - Wood, Item No. 38470 - Sub 2, Class 150. We suggest you call our office for additional shipping information.

FOR DOMESTIC SHIPMENTS - We generally ship **freight collect**. Shipping weights include approximately 200 lb per yurt for packing materials and crates. There is a packing and crating fee of \$700 per yurt unless you pick it up at our shop. (Glass Windows - add'l charge)

FOR INTERNATIONAL CUSTOMERS - CIF or other routing quotations will be provided upon request. Packing and crating fees for international freight are \$800 per yurt. Please check with your Customs Agent for further information. (Glass Windows - add'l charge)

PACIFIC YURT OPTIONS (continued)

Window Door

Our standard door features a large window (acrylic) for added light. **Panel Door** also available with inset wood panels in the top and bottom, or choose a **Double Window Door** with acrylic windows in the top and bottom panels.

French Doors

French doors are double doors with the levers in the middle which provide more light, view and a wider opening. Available in wood or fiberglass on 16' or larger yurts.

Fiberglass Door

Ultra-durable insulated door with large double glazed window. Ideal for low maintenance requirements in the harshest environments.

Additional Door & Frame

Add a back or side entrance for easy access to decks, hot tub, etc. Available on 16' or larger yurts.

Screen Door

Beautiful solid wood screen door with self-closing hinges provides extra ventilation while keeping the bugs out.

Upgrade Hardware for Screen Door

This option upgrades the standard spring-loaded steel screen door hinges to solid brass butt hinges with bronze finish. Also included is a pneumatic door closer.

Snow & Wind Kit

The snow and wind kit consists of a vertical stud under every rafter that is secured to the rafter, lattice wall and floor. In addition, there is a cable blocking system in the rafters.

This kit not only adds rigidity, but provides shear to prevent torque. Recommended for high snow and wind conditions. Stainless steel hardware available.

Perimeter Blocking

Finished 8' 2x4's to be cut and installed between vertical supports to meet IBC standards. Includes screws. Available only with Snow and Wind Kit.

2x6 Rafter/Ring/Hardware Upgrade

This option upgrades the standard rafters, center ring and hardware for increased snow load capacity. Available only with Snow and Wind Kit.

Central Column

Powder coated steel column increases snow load capacity. Available only with Snow and Wind Kit and 2x6 Rafter Upgrade.

Tinted Dome

The tinted dome blocks approximately 60% of the heat coming through the skylight, and only marginally affects the natural light. Keeps the yurt cooler in unshaded locations.

Dome Opener

Opens the dome skylight to allow the escape of hot air or moisture that may get trapped at the ceiling. This creates a natural convection cooling system for refreshing comfort. Includes extension handle.

Power Dome Opener

Our power dome opener option with keychain remote makes it easy to open or close the dome with the touch of a button.

Center Ring Insert

Finely crafted wood frame fits into the center ring and includes bug screen or shade screen.

Dome Screen

Circular hemmed screen attaches to the center ring. Choose bug or shade screen.

Fan Support

This sculpted wood support fits into the center ring and allows the installation of a ceiling fan for improved air circulation.

Stove Flashing

Double metal flashing made of galvanized sheet metal that is powder coated for corrosion resistance and beauty. Standard opening is 8" – other sizes are available.

ADDITIONAL OPTIONS AND PRICING

Cable Tie-Down

The cable tie-down system attaches to the center ring in four locations and secures to a recessed eyebolt in the center of the floor. It can be installed and removed as needed for severe wind conditions. Designed to be used in conjunction with the Snow and Wind Kit as an additional level of protection. \$240

Perimeter Gutter System

Curved rigid PVC gutter that comes in approximate 6' sections. Available in brown or white. On site assembly required and can be retrofit. \$495 to \$1,395

Porch Cover Kit

Arched framework is easily assembled and includes matching fabric cover (8' wide x 8'3" long). Provides a covered entry at your doorway, extending the door's finish and reducing maintenance needs. Footings not included. \$3,000

“Your company has always been and continues to be a pleasure to work with. I am amazed at the quality of the product you produce and the efforts you go to satisfy your customers.” – Kathryn L., Colorado

“I chose Pacific Yurts because of their reputation, dependability of the company and excellent customer service.” – Laine S., Maine

Thank you for your interest in Pacific Yurts. We hope to soon welcome you to our family of satisfied customers. If you have any questions or need additional information, please call us at 1.800.944.0240.